



Product Features

GEL Deep Cycle Long Life Series 400~600 Cycle Times @100%DOD

↑10% Capacity Improve the content and utilization of active substances, Direct Bar-welding	Carbon Fiber	Rare-earth alloy
	↑15% Discharge Power Positive Carbon Fiber	↓50% Grid Corrosion Rare-earth patent alloy

Product Applications



Sweeper



Lift Truck



Electric Tricycle



Wheelchair



Low-speed EV

Physical Specification

Model	Dimensions (±2mm/inch)				Weight (±2%kg/lbs)	Terminal	Container
TNEP6-240	Length	Width	Height	Total Height	32.0/70.5	I7	ABS UL94-HB (Optional: FR ABS UL94-V0)
	260/10.24	180/7.09	245/9.65	250/9.84			

Product Specifications

Nominal Voltage	Rated Capacity ^{25°C/77°C}	Operating Temp. Range	Capacity Effected Temp	Capacity vs Storage Time
6V	240Ah 20hr Rate (1.80V/cell) 213Ah 10hr Rate (1.75V/cell) 200Ah 5hr Rate (1.75V/cell) 187Ah 3hr Rate (1.75V/cell)	Discharge:-15°C~50°C (5°F~122°F) Charge:0°C~40°C (32°F~104°F) Storage:-15°C~40°C (5°F~104°F) Optimum:25°C±2°C (77°F±5°F)	40°C (104°F):106% 25°C (77°F):100% 0°C (32°F):85% -15°C (5°F):72%	Three months : 90% Six months : 80% Nine months : 60%

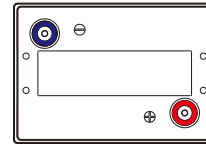

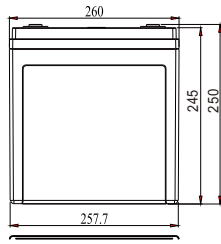
Constant Current Discharge (A)@25°C (77°F)

F.V/Time	30min	45min	1h	2h	3h	4h	5h	6h	8h	10h	20h
1.85V/cell	257	183	147	84.0	57.8	46.0	37.7	32.1	24.9	20.4	11.6
1.80V/cell	266	189	151	86.9	60.0	47.3	39.1	33.3	25.5	20.9	12.0
1.75V/cell	274	196	157	92.4	62.3	49.0	40.0	34.0	26.3	21.3	12.2
1.70V/cell	280	201	162	93.8	63.7	50.8	41.7	35.7	26.9	21.9	12.5
1.68V/cell	286	207	168	94.9	64.4	51.2	42.7	35.9	27.5	22.3	12.6
1.60V/cell	294	213	172	98.0	66.7	52.8	43.7	37.0	28.2	23.0	12.7

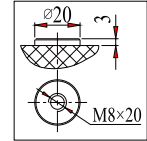
Constant Power Discharge (W/cell)@25°C (77°F)

F.V/Time	30min	45min	1h	2h	3h	4h	5h	6h	8h	10h	20h
1.85V/cell	503	361	290	167	116	92.6	76.0	64.9	50.4	41.4	23.6
1.80V/cell	518	370	298	173	120	94.8	78.6	67.1	51.6	42.3	24.3
1.75V/cell	530	383	308	183	124	97.8	80.0	68.1	52.8	42.9	24.7
1.70V/cell	540	390	317	185	126	101	83.0	71.2	53.8	43.8	25.1
1.68V/cell	547	399	327	186	127	101	84.5	71.1	54.6	44.3	25.2
1.60V/cell	557	408	330	190	130	103	85.6	72.7	55.6	45.5	25.4

Battery Dimensions(mm)

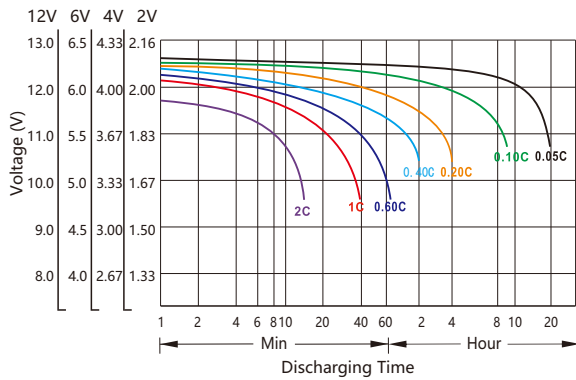


Terminal Type

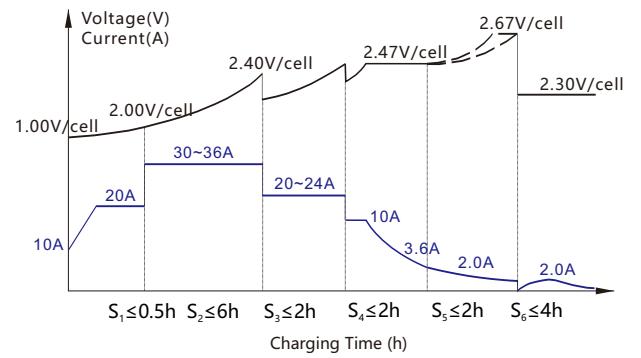


Electrical Characteristics

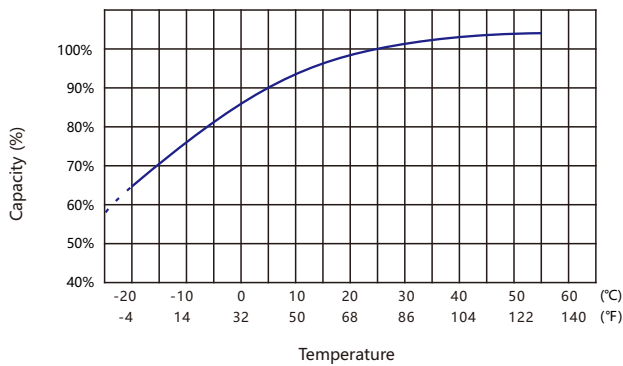
Discharging Characteristics@25°C(77°F)



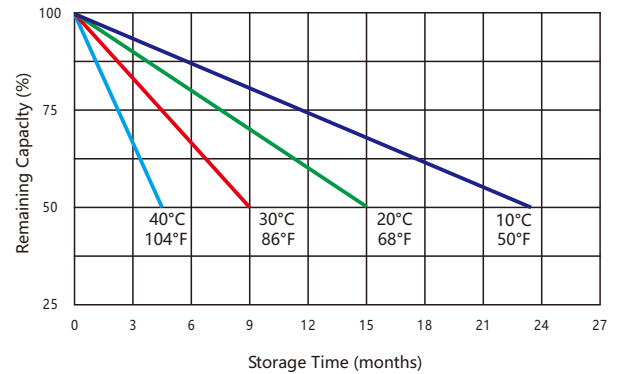
Charging Characteristics@25°C(77°F)



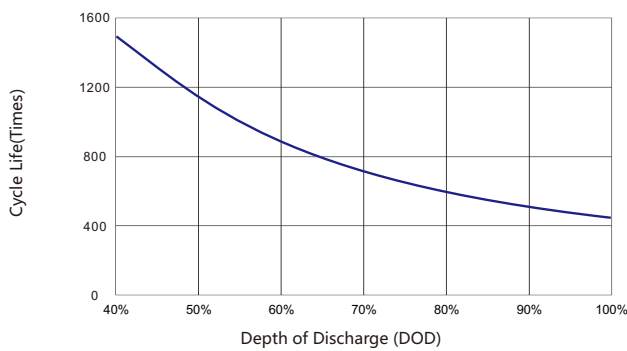
Capacity vs Temperature



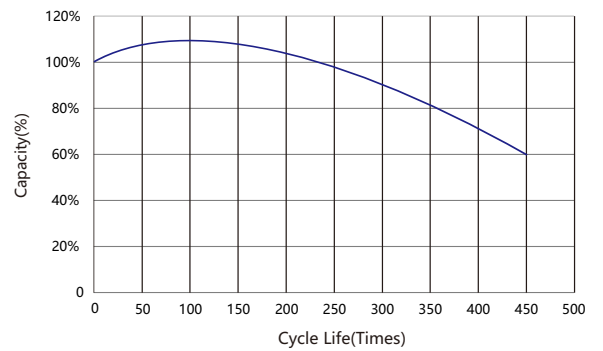
Self-discharge vs Time



Cycle Life vs Depth of Discharge@25°C(77°F)



Cycle Life vs Remaining Capacity@25°C(77°F)



Usage and Maintenance

Limited Current

Limited current: $\leq 0.2C_3A$

Limited Voltage

7.2V~7.4V@25°C(77°F)
Temp.Coefficient:-12mV/°C

Floating Voltage

6.75V~6.90V@25°C(77°F)
Temp.Coefficient:-9mV/°C